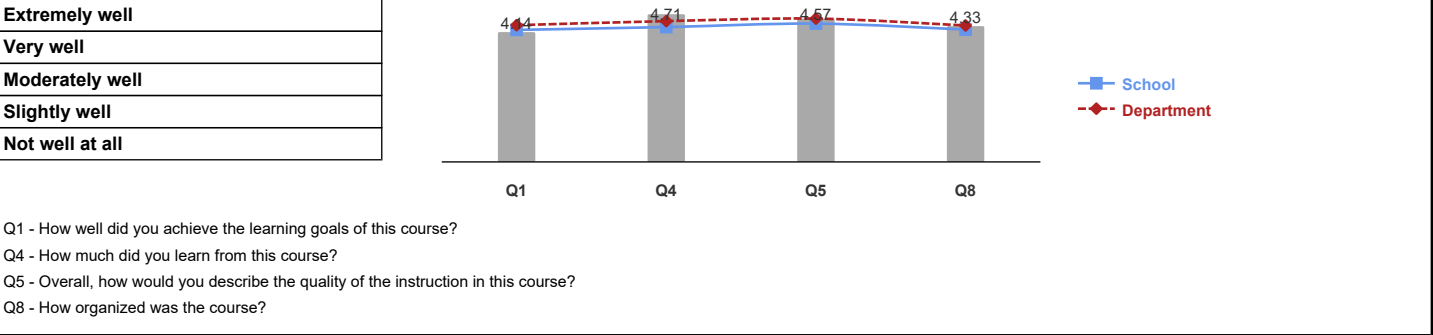




Stanford University  
Winter 2025 Course Feedback

Course: W25-POLISCI-290B-01: CAPSTONE PROJECT  
Instructor: Simone Paci \*  
Response Rate: 7/9 (77.78 %)

At A Glance: Summary Chart



1 - How well did you achieve the learning goals of this course?

Response Option				Weight	Frequency	Percent	Percent Responses	Means									
Extremely well				(5)	2	28.57%											
Very well				(4)	4	57.14%											
Moderately well				(3)	1	14.29%											
Slightly well				(2)	0	0.00%											
Not well at all				(1)	0	0.00%											
							0	25	50	100	Question		School		Department		
Response Rate		Mean	STD	Median	School		Mean	STD	Median	Department		Mean	STD	Median			
7/9 (77.78%)		4.14	0.69	4.00	15674		4.21	0.87	4.00	476		4.36	0.73	4.00			

2 - About what percent of the class meetings (including discussions) did you attend in person?

Response Option				Weight	Frequency	Percent	Percent Responses											
84				(84)	1	14.29%	<div><div></div><div></div><div></div><div></div><div></div></div>	93.57		88.07		93.50						
90				(90)	1	14.29%												
91				(91)	1	14.29%												
95				(95)	2	28.57%												
100				(100)	2	28.57%												
							0	25	50	100	Question		School		Department			
Response Rate		Mean	STD	Median	School		Mean	STD	Median	Department		Mean	STD	Median				
7/9 (77.78%)		93.57	5.74	95.00	14512		88.07	20.78	95.00	453		93.50	12.58	100.00				



3 - About what percent of the class meetings did you attend online?

Response Option				Weight	Frequency	Percent	Percent Responses								
0				(0)	1	14.29%	<div><div></div></div>	<div><div>5.14</div><div>8.83</div><div>6.42</div></div>							
1				(1)	1	14.29%	<div><div></div></div>								
5				(5)	3	42.86%	<div><div></div></div>								
10				(10)	2	28.57%	<div><div></div></div>								
								0	25	50	100	Question	School	Department	
Response Rate		Mean	STD	Median	School		Mean	STD	Median	Department		Mean	STD	Median	
7/9 (77.78%)		5.14	3.89	5.00	8532		8.83	23.87	0.00	260		6.42	20.98	0.00	



Stanford University  
Winter 2025 Course Feedback

Course: W25-POLISCI-290B-01: CAPSTONE PROJECT  
Instructor: Simone Paci \*  
Response Rate: 7/9 (77.78 %)

4 - How much did you learn from this course?

Response Option				Weight	Frequency	Percent	Percent Responses	Means						
A great deal				(5)	5	71.43%								
A lot				(4)	2	28.57%								
A moderate amount				(3)	0	0.00%								
A little				(2)	0	0.00%								
Nothing				(1)	0	0.00%								
0 25 50 100								Question		School		Department		
Response Rate		Mean	STD	Median	School		Mean	STD	Median	Department		Mean	STD	Median
7/9 (77.78%)		4.71	0.49	5.00	14960		4.30	0.86	5.00	457		4.49	0.71	5.00



5 - Overall, how would you describe the quality of the instruction in this course?

Response Option				Weight	Frequency	Percent	Percent Responses	Means						
Excellent				(5)	4	57.14%								
Good				(4)	3	42.86%								
Fair				(3)	0	0.00%								
Poor				(2)	0	0.00%								
Very Poor				(1)	0	0.00%								
0 25 50 100								Question		School		Department		
Response Rate		Mean	STD	Median	School		Mean	STD	Median	Department		Mean	STD	Median
7/9 (77.78%)		4.57	0.53	5.00	14935		4.41	0.86	5.00	457		4.57	0.68	5.00

6 - What skills or knowledge did you learn or improve?

Response Rate	3/9 (33.33%)
<ul style="list-style-type: none"><li>• My ability to engage with data and analyze it visually to draw conclusions. Also, my ability to defend an argument and research a given topic.</li><li>• I learned how to structure a research project.</li><li>• I developed my research project development and data analysis skills.</li></ul>	

7 - How many hours per week on average did you spend on this course (including class meetings)?

Response Option				Weight	Frequency	Percent	Percent Responses							
6				(6)	1	25.00%								
10				(10)	2	50.00%								
14				(14)	1	25.00%								
							0	25	50	100	Question	School	Department	
Response Rate		Mean	STD	Median	School		Mean	STD	Median	Department		Mean	STD	Median
4/9 (44.44%)		10.00	3.27	10.00	13223		9.54	6.75	8.00	408		9.88	6.30	9.00

8 - How organized was the course?

Response Option				Weight	Frequency	Percent	Percent Responses	Means										
Extremely organized				(5)	2	33.33%												
Very organized				(4)	4	66.67%												
Moderately organized				(3)	0	0.00%												
Slightly organized				(2)	0	0.00%												
Not organized at all				(1)	0	0.00%												
							0	25	50	100	Question		School		Department			
Response Rate		Mean	STD	Median	School		Mean	STD	Median	Department		Mean	STD	Median				
6/9 (66.67%)		4.33	0.52	4.00	14593		4.22	0.88	4.00	449		4.35	0.77	4.00				

Stanford University  
Winter 2025 Course Feedback

Course: W25-POLISCI-290B-01: CAPSTONE PROJECT  
Instructor: Simone Paci \*  
Response Rate: 7/9 (77.78 %)

9 - What would you like to say about this course to a student who is considering taking it in the future?All comments are subject to Stanford's Terms of Use for Sites. Answers to this question will be viewable by other students, as well as instructors.

Response Rate	3/9 (33.33%)
<ul style="list-style-type: none"><li>• The course requires a great deal of time and attention, so I would recommend picking a topic of great interest to you personally to research, as this will make the work less monotonous.</li><li>• It is definitely a lot, but Professor Paci has organized the class in a way where it does not feel overwhelming. It is definitely so cool looking back and seeing how much your project has evolved when it is complete!</li><li>• This class was a great practice in developing an original research project and seeing it through. Considering that this was all squished into one quarter, it was definitely fast-paced and quite a bit of work, and I wish I had more time to make my project more robust. I felt incredibly supported throughout the process, and I'm grateful to Dr. Paci for all the one-on-one time he spent meeting with us in office hours to help us develop our projects and conduct our analysis. I especially appreciated learning how to present my data analysis in a "fancy," professional-looking polisci paper. The class environment was also super fun and supportive!</li></ul>	

10 - Would you like to provide any other comments about this course?

Response Rate	1/9 (11.11%)
<ul style="list-style-type: none"><li>• Professor Paci was very helpful in his office hours.</li></ul>	

Mean of Means Calculations	Mean	School	Department	
Mean of Means	4.44	4.28	4.44	