

# Stanford University

## Spring 2025 Course Feedback

**Course:** Sp25-POLISCI-290C-01: CAPSTONE PROJECT

**Instructor:** Simone Paci \*

**Response Rate:** 9/10 (90.00 %)

### At A Glance: Summary Chart

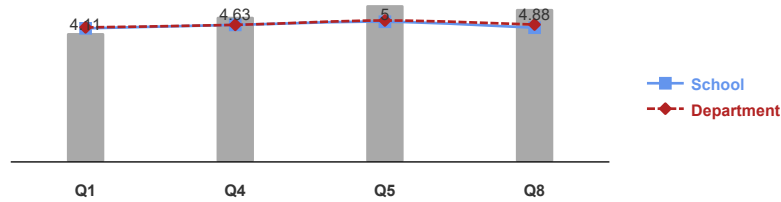
Extremely well

Very well

Moderately well

Slightly well

Not well at all




Q1 - How well did you achieve the learning goals of this course?

Q4 - How much did you learn from this course?

Q5 - Overall, how would you describe the quality of the instruction in this course?

Q8 - How organized was the course?

### 1 - How well did you achieve the learning goals of this course?

Response Option			Weight	Frequency	Percent	Percent Responses	Means						
Extremely well			(5)	4	44.44%		4.11	4.26	4.29				
Very well			(4)	2	22.22%								
Moderately well			(3)	3	33.33%								
Slightly well			(2)	0	0.00%								
Not well at all			(1)	0	0.00%								
						0	25	50	100	Question	School	Department	
Response Rate		Mean	STD	Median	School	Mean	STD	Median	Department	Mean	STD	Median	
9/10 (90.00%)		4.11	0.93	4.00	13920	4.26	0.86	4.00	668	4.29	0.82	4.00	

### 2 - About what percent of the class meetings (including discussions) did you attend in person?

Response Option			Weight	Frequency	Percent	Percent Responses									
0			(0)	1	16.67%	<div><div></div><div></div><div></div><div></div><div></div></div>		62.50	88.04	90.83					
40			(40)	1	16.67%										
75			(75)	1	16.67%										
80			(80)	1	16.67%										
90			(90)	2	33.33%										
<div><div>02550100</div><div>QuestionSchoolDepartment</div></div>															
Response Rate		Mean	STD	Median	School		Mean	STD	Median	Question	School	Department	Mean	STD	Median
6/10 (60.00%)		62.50	35.74	77.50	12558		88.04	20.49	95.00	595	90.83	15.94	97.00		

### 3 - About what percent of the class meetings did you attend online?

Response Option			Weight	Frequency	Percent	Percent Responses							
0			(0)	1	20.00%	<div></div>		<div><div></div><div>24.80</div><div></div><div></div><div>8.09</div><div></div><div></div><div>5.39</div><div></div></div>					
4			(4)	1	20.00%	<div></div>							
10			(10)	2	40.00%	<div></div>							
100			(100)	1	20.00%	<div></div>							
						0	25	50	100	Question	School	Department	
Response Rate		Mean	STD	Median	School	Mean	STD	Median	Department	Mean	STD	Median	
5/10 (50.00%)		24.80	42.25	10.00	7224	8.09	22.79	0.00	304	5.39	18.59	0.00	

# Stanford University


## Spring 2025 Course Feedback

**Course:** Sp25-POLISCI-290C-01: CAPSTONE PROJECT


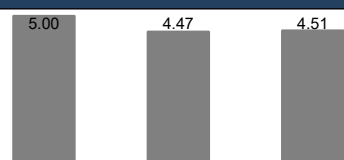
**Instructor:** Simone Paci \*

**Response Rate:** 9/10 (90.00 %)

### 4 - How much did you learn from this course?

Response Option			Weight	Frequency	Percent	Percent Responses	Means										
A great deal			(5)	5	62.50%		4.63		4.37		4.37						
A lot			(4)	3	37.50%												
A moderate amount			(3)	0	0.00%												
A little			(2)	0	0.00%												
Nothing			(1)	0	0.00%												
						0	25	50	100	Question		School		Department			
Response Rate		Mean	STD	Median	School		Mean	STD	Median	Department		Mean	STD	Median			
8/10 (80.00%)		4.63	0.52	5.00	13030		4.37	0.83	5.00	610		4.37	0.83	5.00			


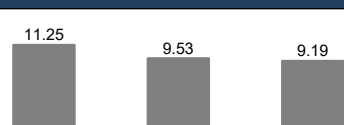
### 5 - Overall, how would you describe the quality of the instruction in this course?

Response Option			Weight	Frequency	Percent	Percent Responses		Means									
Excellent			(5)	8	100.00%												
Good			(4)	0	0.00%												
Fair			(3)	0	0.00%												
Poor			(2)	0	0.00%												
Very Poor			(1)	0	0.00%												
						0	25	50	100	Question		School		Department			
Response Rate		Mean	STD	Median	School		Mean	STD	Median	Department		Mean	STD	Median			
8/10 (80.00%)		5.00	0.00	5.00	12975		4.47	0.81	5.00	605		4.51	0.75	5.00			

### 6 - What skills or knowledge did you learn or improve?

Response Rate	4/10 (40%)
<ul style="list-style-type: none"> <li>I learned a lot about compiling qualitative data and scaffolding this into a project. Lectures were also super helpful in exploring different aspects of the research process.</li> <li>My ability to work through an extended project.</li> <li>How to find good data and write a long research paper</li> <li>Macro-scale research skills</li> </ul>	

### 7 - How many hours per week on average did you spend on this course (including class meetings)?

Response Option				Weight	Frequency	Percent	Percent Responses												
8				(8)	1	25.00%													
10				(10)	1	25.00%													
12				(12)	1	25.00%													
15				(15)	1	25.00%													
02550100												Question		School		Department			
Response Rate		Mean	STD	Median	School		Mean	STD	Median	Department		Mean	STD	Median					
4/10 (40.00%)		11.25	2.99	11.00	11139		9.53	6.95	8.00	531		9.19	5.76	8.00					

### 8 - How organized was the course?

Response Option				Weight	Frequency	Percent	Percent Responses		Means									
Extremely organized				(5)	7	87.50%												
Very organized				(4)	1	12.50%												
Moderately organized				(3)	0	0.00%												
Slightly organized				(2)	0	0.00%												
Not organized at all				(1)	0	0.00%												
							0	25	50	100	Question		School		Department			
Response Rate		Mean	STD	Median	School		Mean	STD	Median	Department		Mean	STD	Median				
8/10 (80.00%)		4.88	0.35	5.00	12638		4.28	0.86	4.00	597		4.38	0.80	5.00				

Stanford University  
Spring 2025 Course Feedback

Course: Sp25-POLISCI-290C-01: CAPSTONE PROJECT  
Instructor: Simone Paci \*  
Response Rate: 9/10 (90.00 %)

9 - What would you like to say about this course to a student who is considering taking it in the future?All comments are subject to Stanford's Terms of Use for Sites. Answers to this question will be viewable by other students, as well as instructors.

Response Rate	4/10 (40%)
<ul style="list-style-type: none"><li>• I would recommend that a student have a solid project idea in mind and a clear strategy for how to implement it. My only criticism with the course is that it moves very fast, is quite time-consuming, and there isn't a lot of time for correction, especially when balancing other classes and extracurricular activities. Still, Professor Paci was very helpful and accessible throughout. This made things much easier.</li><li>• n/a</li><li>• It's not too bad having weekly assignments but it can suddenly pile up towards the end</li><li>• Take it for the capstone! Professor Paci is an amazing instructor.</li></ul>	

10 - Would you like to provide any other comments about this course?

Response Rate	2/10 (20%)
<ul style="list-style-type: none"><li>• Professor Paci might be one of my favorite professors I've gotten to know at Stanford. Had it not been for him, I feel my capstone project would've been a lot more stressful.</li><li>• n/a</li></ul>	

Mean of Means Calculations	Mean	School	Department	
Mean of Means	4.66	4.35	4.39	