

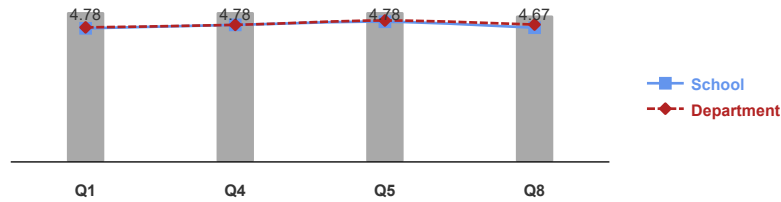
Stanford University

Spring 2025 Course Feedback

Course: Sp25-POLISCI-249R-01/Sp25-PUBLPOL-149-01: TAX EVASION
Instructor: Simone Paci *
Response Rate: 9/10 (90.00 %)

At A Glance: Summary Chart

Extremely well
 Very well
 Moderately well
 Slightly well
 Not well at all




Q1 - How well did you achieve the learning goals of this course?

Q4 - How much did you learn from this course?

Q5 - Overall, how would you describe the quality of the instruction in this course?

Q8 - How organized was the course?

1 - How well did you achieve the learning goals of this course?

Response Option			Weight	Frequency	Percent	Percent Responses	Means						
Extremely well			(5)	7	77.78%		4.78	4.26	4.29				
Very well			(4)	2	22.22%								
Moderately well			(3)	0	0.00%								
Slightly well			(2)	0	0.00%								
Not well at all			(1)	0	0.00%								
						0	25	50	100	Question	School	Department	
Response Rate		Mean	STD	Median	School	Mean	STD	Median	Department	Mean	STD	Median	
9/10 (90.00%)		4.78	0.44	5.00	13920	4.26	0.86	4.00	668	4.29	0.82	4.00	

2 - About what percent of the class meetings (including discussions) did you attend in person?

Response Option				Weight	Frequency	Percent	Percent Responses								
85				(85)	1	11.11%	<div><div></div><div></div><div></div><div></div></div>	<div><div>94.44</div><div>88.04</div><div>90.83</div></div>							
90				(90)	1	11.11%									
95				(95)	5	55.56%									
100				(100)	2	22.22%									
								0	25	50	100	Question	School	Department	
Response Rate		Mean	STD	Median	School		Mean	STD	Median	Department		Mean	STD	Median	
9/10 (90.00%)		94.44	4.64	95.00	12558		88.04	20.49	95.00	595		90.83	15.94	97.00	



3 - About what percent of the class meetings did you attend online?

Response Option				Weight	Frequency	Percent	Percent Responses								
0				(0)	4	44.44%	<div><div></div></div>	<div><div></div><div>8.09</div><div></div><div>3.00</div><div></div><div>5.39</div></div>							
2				(2)	1	11.11%	<div><div></div></div>								
5				(5)	3	33.33%	<div><div></div></div>								
10				(10)	1	11.11%	<div><div></div></div>								
								0	25	50	100	Question	School	Department	
Response Rate		Mean	STD	Median	School		Mean	STD	Median	Department		Mean	STD	Median	
9/10 (90.00%)		3.00	3.50	2.00	7224		8.09	22.79	0.00	304		5.39	18.59	0.00	

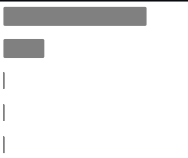

Stanford University
Spring 2025 Course Feedback

Course: Sp25-POLISCI-249R-01/Sp25-PUBLPOL-149-01: TAX EVASION
Instructor: Simone Paci *
Response Rate: 9/10 (90.00 %)

4 - How much did you learn from this course?

Response Option				Weight	Frequency	Percent	Percent Responses	Means						
A great deal				(5)	7	77.78%								
A lot				(4)	2	22.22%								
A moderate amount				(3)	0	0.00%								
A little				(2)	0	0.00%								
Nothing				(1)	0	0.00%								
0 25 50 100								Question		School		Department		
Response Rate		Mean	STD	Median	School		Mean	STD	Median	Department		Mean	STD	Median
9/10 (90.00%)		4.78	0.44	5.00	13030		4.37	0.83	5.00	610		4.37	0.83	5.00


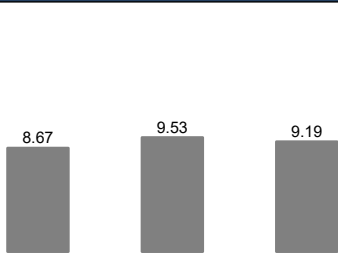
5 - Overall, how would you describe the quality of the instruction in this course?

Response Option				Weight	Frequency	Percent	Percent Responses	Means						
Excellent				(5)	7	77.78%								
Good				(4)	2	22.22%								
Fair				(3)	0	0.00%								
Poor				(2)	0	0.00%								
Very Poor				(1)	0	0.00%								
0 25 50 100								Question		School		Department		
Response Rate		Mean	STD	Median	School		Mean	STD	Median	Department		Mean	STD	Median
9/10 (90.00%)		4.78	0.44	5.00	12975		4.47	0.81	5.00	605		4.51	0.75	5.00

6 - What skills or knowledge did you learn or improve?

Response Rate	6/10 (60%)
<ul style="list-style-type: none">Quantitative analysisLearned about the various motivations behind tax evasion, and some policies/systems governments can use to reduce thattax systems, tax evasion, moral implications of taxationI have greatly improved upon my knowledge of taxes, tax evasion, and the wealth of scholarship and theory supporting related concepts. I have also developed my literature review skills and my familiarity with R programming software.This was my first time coding with R, so my technical skills in that regard definitely improved!Learnt a lot about the economics of taxation	

7 - How many hours per week on average did you spend on this course (including class meetings)?

Response Option				Weight	Frequency	Percent	Percent Responses							
3				(3)	1	11.11%								
4				(4)	1	11.11%								
5				(5)	1	11.11%								
6				(6)	1	11.11%								
7				(7)	1	11.11%								
10				(10)	2	22.22%								
13				(13)	1	11.11%								
20				(20)	1	11.11%								
0 25 50 100								Question	School	Department				
Response Rate		Mean	STD	Median	School		Mean	STD	Median	Department		Mean	STD	Median
9/10 (90.00%)		8.67	5.34	7.00	11139		9.53	6.95	8.00	531		9.19	5.76	8.00

Stanford University
Spring 2025 Course Feedback

Course: Sp25-POLISCI-249R-01/Sp25-PUBLPOL-149-01: TAX EVASION
Instructor: Simone Paci *
Response Rate: 9/10 (90.00 %)

8 - How organized was the course?

Response Option	Weight	Frequency	Percent	Percent Responses	Means						
Extremely organized	(5)	6	66.67%								
Very organized	(4)	3	33.33%								
Moderately organized	(3)	0	0.00%								
Slightly organized	(2)	0	0.00%								
Not organized at all	(1)	0	0.00%								
				02550100	Question	School	Department				
Response Rate	Mean	STD	Median	School	Mean	STD	Median	Department	Mean	STD	Median
9/10 (90.00%)	4.67	0.50	5.00	12638	4.28	0.86	4.00	597	4.38	0.80	5.00

9 - What would you like to say about this course to a student who is considering taking it in the future?All comments are subject to Stanford's Terms of Use for Sites. Answers to this question will be viewable by other students, as well as instructors.

Response Rate	6/10 (60%)
<ul style="list-style-type: none">Loved this class! It goes really in-depth, and you learn a lot. Dr. Paci is a great professor.A relatively chill class that you could take if you want to read a bunch of research papers about taxes.take it! professor paci is very cool and easy to talk to! easy course load and interesting stuff!I strongly recommend this course! Professor Paci is very kind and understanding. His lectures are incredibly engaging, organized, and overall very fun. This is a great class for those with any level of exposure to political economy and/or economics.Definitely take it! Dr Paci is a great instructor and takes care to weave in current affairs into the class to make it engaging and relevant.I would take this course, it was super fun and interesting!	

10 - Would you like to provide any other comments about this course?

Response Rate	2/10 (20%)
<ul style="list-style-type: none">N/AThis class was great! I highly recommend it!	

Mean of Means Calculations	Mean	School	Department	
Mean of Means	4.75	4.35	4.39	