

# Stanford University

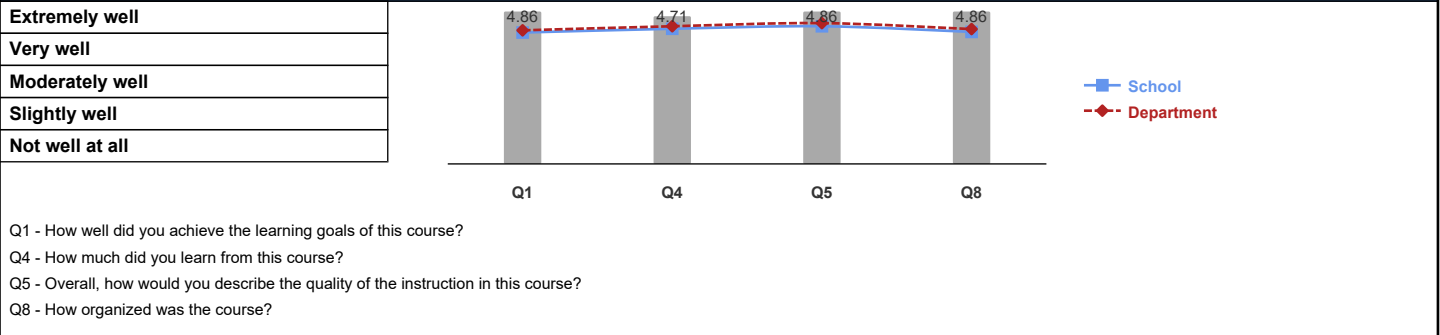
## Fall 2025 Course Feedback

**Course:** F25-POLISCI-290A-01: CAPSTONE PROJECT



**Instructor:** Simone Paci \*

**Response Rate:** 7/9 (77.78 %)

### At A Glance: Summary Chart



### 1 - How well did you achieve the learning goals of this course?

Response Option			Weight	Frequency	Percent	Percent Responses		Means								
Extremely well			(5)	6	85.71%											
Very well			(4)	1	14.29%											
Moderately well			(3)	0	0.00%											
Slightly well			(2)	0	0.00%											
Not well at all			(1)	0	0.00%											
						0	25	50	100	Question		School		Department		
Response Rate		Mean	STD	Median	School		Mean	STD	Median	Department		Mean	STD	Median		
7/9 (77.78%)		4.86	0.38	5.00	15041		4.19	0.87	4.00	569		4.26	0.82	4.00		

### 2 - About what percent of the class meetings (including discussions) did you attend in person?

Response Option				Weight	Frequency	Percent	Percent Responses												
90				(90)	1	14.29%	<div><div></div></div>	<div><div>98.57</div></div>	<div><div>89.80</div></div>	<div><div>95.39</div></div>									
100				(100)	6	85.71%	<div><div></div></div>												
								0	25	50	100	Question		School		Department			
Response Rate		Mean	STD	Median	School		Mean	STD	Median	Department		Mean	STD	Median					
7/9 (77.78%)		98.57	3.78	100.00	14243		89.80	18.74	97.00	537		95.39	10.71	100.00					

### 3 - About what percent of the class meetings did you attend online?

Response Option				Weight	Frequency	Percent	Percent Responses							
0				(0)	3	100.00%	<div></div>		6.93		3.38			
02550100								Question		School		Department		
Response Rate		Mean	STD	Median	School		Mean	STD	Median	Department		Mean	STD	Median
3/9 (33.33%)		0.00	0.00	0.00	7818		6.93	21.71	0.00	286		3.38	16.73	0.00

### 4 - How much did you learn from this course?

Response Option				Weight	Frequency	Percent	Percent Responses	Means						
A great deal				(5)	6	85.71%	<div><div></div><div></div><div></div><div></div><div></div></div>	<div><div>4.71</div><div>4.31</div><div>4.39</div></div>						
A lot				(4)	0	0.00%								
A moderate amount				(3)	1	14.29%								
A little				(2)	0	0.00%								
Nothing				(1)	0	0.00%								
							0	25	50	100	Question	School	Department	
Response Rate		Mean	STD	Median	School		Mean	STD	Median	Department	Mean	STD	Median	
7/9 (77.78%)		4.71	0.76	5.00	14450		4.31	0.85	5.00	539	4.39	0.82	5.00	

Stanford University

Fall 2025 Course Feedback

Course: F25-POLISCI-290A-01: CAPSTONE PROJECT

Instructor: Simone Paci \*

Response Rate: 7/9 (77.78 %)

5 - Overall, how would you describe the quality of the instruction in this course?

Response Option				Weight	Frequency	Percent	Percent Responses	Means						
Excellent				(5)	6	85.71%								
Good				(4)	1	14.29%								
Fair				(3)	0	0.00%								
Poor				(2)	0	0.00%								
Very Poor				(1)	0	0.00%								
							0	25	50	100	Question	School	Department	
Response Rate		Mean	STD	Median	School		Mean	STD	Median	Department		Mean	STD	Median
7/9 (77.78%)		4.86	0.38	5.00	14439		4.39	0.86	5.00	541		4.49	0.76	5.00

6 - What skills or knowledge did you learn or improve?

Response Rate	5/9 (55.56%)
<ul style="list-style-type: none"><li>• Conducting a research project on a 10-week scale.</li><li>• I learned how to develop a research paper, how to design a lit review, how to organize a research design, how to develop a theoretical/analytical framework.</li><li>• Research, communication, presentation</li><li>• Writing, research, data analysis, coding</li><li>• Quantitative data research, academic writing, etc.</li></ul>	

7 - How many hours per week on average did you spend on this course (including class meetings)?

Response Option				Weight	Frequency	Percent	Percent Responses								
4				(4)	1	16.67%									
7				(7)	1	16.67%									
8				(8)	1	16.67%									
10				(10)	2	33.33%									
15				(15)	1	16.67%									
								0	25	50	100	Question	School	Department	
Response Rate		Mean	STD	Median	School		Mean	STD	Median	Department		Mean	STD	Median	
6/9 (66.67%)		9.00	3.69	9.00	13219		10.09	7.84	9.00	511		10.34	6.67	9.00	

8 - How organized was the course?

Response Option				Weight	Frequency	Percent	Percent Responses	Means										
Extremely organized				(5)	6	85.71%												
Very organized				(4)	1	14.29%												
Moderately organized				(3)	0	0.00%												
Slightly organized				(2)	0	0.00%												
Not organized at all				(1)	0	0.00%												
							0	25	50	100	Question		School		Department			
Response Rate		Mean	STD	Median	School		Mean	STD	Median	Department		Mean	STD	Median				
7/9 (77.78%)		4.86	0.38	5.00	14110		4.21	0.89	4.00	528		4.30	0.86	5.00				

9 - What would you like to say about this course to a student who is considering taking it in the future?All comments are subject to Stanford's Terms of Use for Sites. Answers to this question will be viewable by other students, as well as instructors.

Response Rate	5/9 (55.56%)
<ul style="list-style-type: none"><li>• Paci is great! Obviously, this is a required course for polisci, but the project itself/the design of the class was enjoyable! Definitely a good way to conduct a research project + you're afforded a lot of flexibility in your question and research design.</li><li>• Simone is one of the best professors I have ever worked with in my entire time here.</li><li>• Prof. Paci is amazing at giving detailed feedback, very quickly! I really enjoyed his course and - even though it is fast-paced - it is very rewarding!</li><li>• Professor Paci is amazing. He is deeply supportive and proactive, and when the capstone feels intimidating or overwhelming, he makes sure everyone is supported and taken care of.</li><li>• Dr. Paci is a really knowledgeable and friendly professor! In terms of the actual course, you are basically writing a thesis in 10 weeks. It is a minimum 20 page paper in which you conduct all your data collection, original analysis (using R), extensive literature review, etc. The course is no joke. I just think it's bit ambitious to try and produce something of quality in such a short amount of time. Overall though, it's just a requirement class.</li></ul>	

Stanford University  
Fall 2025 Course Feedback

**Course:** F25-POLISCI-290A-01: CAPSTONE PROJECT  
**Instructor:** Simone Paci \*  
**Response Rate:** 7/9 (77.78 %)

10 - Would you like to provide any other comments about this course?

**Response Rate** 1/9 (11.11%)

• n/a

Mean of Means Calculations	Mean	School	Department	
Mean of Means	4.82	4.27	4.36	