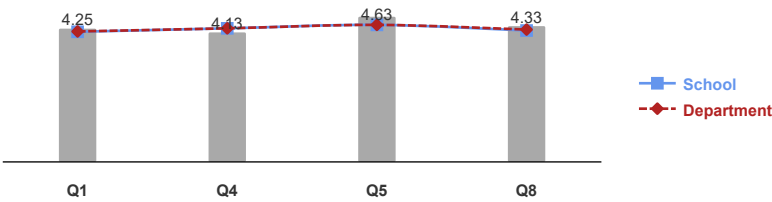


Stanford University
Fall 2024 Course Feedback

Course: F24-POLISCI-290A-01: CAPSTONE PROJECT
Instructor: Bruce Cain,Simone Paci *
Response Rate: 8/9 (88.89 %)



At A Glance:Summary Chart

Extremely well
Very well
Moderately well
Slightly well
Not well at all



Q1 - How well did you achieve the learning goals of this course?
Q4 - How much did you learn from this course?
Q5 - Overall, how would you describe the quality of the instruction in this course?
Q8 - How organized was the course?

1 - How well did you achieve the learning goals of this course?

Response Option				Weight	Frequency	Percent	Percent Responses	Means									
Extremely well				(5)	4	50.00%											
Very well				(4)	2	25.00%											
Moderately well				(3)	2	25.00%											
Slightly well				(2)	0	0.00%											
Not well at all				(1)	0	0.00%											
							0	25	50	100	Question		School		Department		
Response Rate		Mean	STD	Median	School		Mean	STD	Median	Department		Mean	STD	Median			
8/9 (88.89%)		4.25	0.89	4.50	16386		4.15	0.90	4.00	712		4.16	0.85	4.00			

2 - About what percent of the class meetings (including discussions) did you attend in person?

Response Option				Weight	Frequency	Percent	Percent Responses							
89				(89)	1	12.50%	<div><div></div><div></div><div></div><div></div></div>	97.88	89.51	92.81				
95				(95)	1	12.50%								
99				(99)	1	12.50%								
100				(100)	5	62.50%								
							0	25	50	100	Question	School	Department	
Response Rate		Mean	STD	Median	School		Mean	STD	Median	Department		Mean	STD	Median
8/9 (88.89%)		97.88	3.98	100.00	15371		89.51	18.97	97.00	659		92.81	14.93	100.00

3 - About what percent of the class meetings did you attend online?

Response Option				Weight	Frequency	Percent	Percent Responses							
0				(0)	4	80.00%	<div><div></div></div>	<div><div>0.20</div><div>8.22</div><div>4.37</div></div>						
1				(1)	1	20.00%	<div><div></div></div>							
02550100								Question	School	Department				
Response Rate		Mean	STD	Median	School		Mean	STD	Median	Department		Mean	STD	Median
5/9 (55.56%)		0.20	0.45	0.00	8966		8.22	22.98	0.00	366		4.37	17.27	0.00

Stanford University

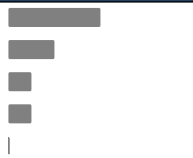
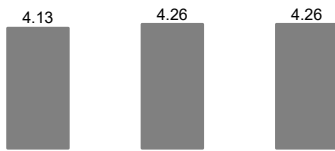
Fall 2024 Course Feedback

Course: F24-POLISCI-290A-01: CAPSTONE PROJECT


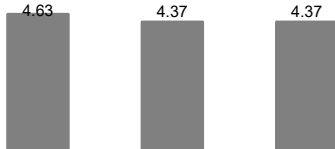
Instructor: Bruce Cain,Simone Paci *

Response Rate: 8/9 (88.89 %)

4 - How much did you learn from this course?

Response Option				Weight	Frequency	Percent	Percent Responses	Means							
A great deal				(5)	4	50.00%									
A lot				(4)	2	25.00%									
A moderate amount				(3)	1	12.50%									
A little				(2)	1	12.50%									
Nothing				(1)	0	0.00%									
							0	25	50	100	Question	School		Department	
Response Rate		Mean	STD	Median	School		Mean	STD	Median	Department		Mean	STD	Median	
8/9 (88.89%)		4.13	1.13	4.50	15726		4.26	0.88	4.00	677		4.26	0.85	4.00	


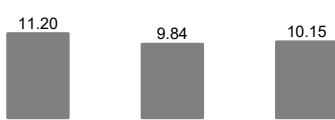
5 - Overall, how would you describe the quality of the instruction in this course?

Response Option				Weight	Frequency	Percent	Percent Responses	Means							
Excellent				(5)	5	62.50%									
Good				(4)	3	37.50%									
Fair				(3)	0	0.00%									
Poor				(2)	0	0.00%									
Very Poor				(1)	0	0.00%									
0 25 50 100								Question		School		Department			
Response Rate		Mean	STD	Median	School			Mean	STD	Median	Department		Mean	STD	Median
8/9 (88.89%)		4.63	0.52	5.00	15723			4.37	0.88	5.00	677		4.37	0.81	5.00

6 - What skills or knowledge did you learn or improve?

Response Rate	4/9 (44.44%)
<ul style="list-style-type: none">• Learned how to write a realistic research paper with data collection and analysis, which is uncommon in all other Political Science courses.• writing and research• I learned a great deal about conducting original research, political science scholarship, presenting, and writing.• research, writing, data analysis, independent research	

7 - How many hours per week on average did you spend on this course (including class meetings)?

Response Option				Weight	Frequency	Percent	Percent Responses							
8				(8)	1	20.00%								
10				(10)	2	40.00%								
13				(13)	1	20.00%								
15				(15)	1	20.00%								
							0	25	50	100	Question	School	Department	
Response Rate		Mean	STD	Median	School		Mean	STD	Median	Department		Mean	STD	Median
5/9 (55.56%)		11.20	2.77	10.00	14076		9.84	7.56	8.00	596		10.15	6.52	9.00

8 - How organized was the course?

Response Option				Weight	Frequency	Percent	Percent Responses	Means										
Extremely organized				(5)	3	50.00%												
Very organized				(4)	2	33.33%												
Moderately organized				(3)	1	16.67%												
Slightly organized				(2)	0	0.00%												
Not organized at all				(1)	0	0.00%												
							0	25	50	100	Question		School		Department			
Response Rate		Mean	STD	Median	School		Mean	STD	Median	Department		Mean	STD	Median				
6/9 (66.67%)		4.33	0.82	4.50	15414		4.19	0.90	4.00	659		4.22	0.83	4.00				

Stanford University

Fall 2024 Course Feedback

Course: F24-POLISCI-290A-01: CAPSTONE PROJECT

Instructor: Bruce Cain,Simone Paci *

Response Rate: 8/9 (88.89 %)

9 - What would you like to say about this course to a student who is considering taking it in the future?All comments are subject to Stanford's Terms of Use for Sites. Answers to this question will be viewable by other students, as well as instructors.

Response Rate	4/9 (44.44%)
<div><div></div><div><ul style="list-style-type: none">• this class was awesome because I had a great idea for what to do, if you do not, it will be more difficult, but you can still have success.• I would definitely recommend this class! Professor Paci is a great teacher!• This class feels like PWR but for researchers. Lectures usually focus on research methods, which I did not find most helpful. What's great about this class is the one-on-one guidance you get from Simone. He always has really helpful feedback for improving your project and taking it to the next level. The final research conference was very fun and felt like a true culmination of our work throughout the quarter. It was cool to see what everyone was working on.• In retrospect, I would have probably preferred to take one of the other structured capstone courses. I feel expectations were a bit high in having to conduct original research in developing a data methodology for students that have no previous history doing such. The assignment feedback reflected an assumption of a level of aptitude in data analysis tools that is just not taught within the major so not sure how it got integrated into the capstone. This is the first time the course is being taught, so I expect some changes in structure for the future. I definitely hope it is changed to a tutorial like structure. Overall, as a course, I am not sure I would take its current version again. I add the caveat that the course itself will be changing and the instructor is committed to helping you up the standards of your capstone report which can be good. It also is a good chance to deep dive into a topic you design. This course has potential to be really great and I regret not waiting to take a later iteration of this course.</div></div>	

10 - Would you like to provide any other comments about this course?

Response Rate	0/9 (0%)
---------------	----------

Mean of Means Calculations	Mean	School	Department	
Mean of Means	4.34	4.24	4.25	