

Columbia University: Professional Studies

Summer Immersion: NYC | Course Evaluation, Summer 2023 | S2

Course: EESJPS0101_002_2023_2-Economics,Entrepreneurship,andSocial: EESJPS0101_002_2023_2 - Economics, Entrepreneurship, and Social

Instructor: Simone Paci *

Response Rate: 14/14 (100.00 %)

1 - How would you rate the following?									
The instructor made the course content interesting									
Simone Paci									
Response Option	Weight	Frequency	Percent	Percent Responses	Means				
Strongly Agree	(5)	13	92.86%	<div><div></div></div>	<div><div>4.93</div></div>				
Agree	(4)	1	7.14%	<div><div></div></div>					
Neither Agree nor Disagree	(3)	0	0.00%	<div><div></div></div>					
Disagree	(2)	0	0.00%	<div><div></div></div>					
Strongly Disagree	(1)	0	0.00%	<div><div></div></div>					
Response Rate				0 25 50 100	Question				
14/14 (100.00%)				Mean	STD	Median			
				4.93	0.27	5.00			

1 - How would you rate the following?									
Presentation of the material was organized									
Simone Paci									
Response Option	Weight	Frequency	Percent	Percent Responses	Means				
Strongly Agree	(5)	11	78.57%	<div><div></div></div>	<div><div>4.79</div></div>				
Agree	(4)	3	21.43%	<div><div></div></div>					
Neither Agree nor Disagree	(3)	0	0.00%	<div><div></div></div>					
Disagree	(2)	0	0.00%	<div><div></div></div>					
Strongly Disagree	(1)	0	0.00%	<div><div></div></div>					
Response Rate				0 25 50 100	Question				
14/14 (100.00%)				Mean	STD	Median			
				4.79	0.43	5.00			

1 - How would you rate the following?									
The instructor explained the material well									
Simone Paci									
Response Option	Weight	Frequency	Percent	Percent Responses	Means				
Strongly Agree	(5)	13	92.86%	<div><div></div></div>	<div><div>4.93</div></div>				
Agree	(4)	1	7.14%	<div><div></div></div>					
Neither Agree nor Disagree	(3)	0	0.00%	<div><div></div></div>					
Disagree	(2)	0	0.00%	<div><div></div></div>					
Strongly Disagree	(1)	0	0.00%	<div><div></div></div>					
Response Rate				0 25 50 100	Question				
14/14 (100.00%)				Mean	STD	Median			
				4.93	0.27	5.00			

Columbia University: Professional Studies

Summer Immersion: NYC | Course Evaluation, Summer 2023 | S2

Course: EESJPS0101_002_2023_2-Economics,Entrepreneurship,andSocial: EESJPS0101_002_2023_2 - Economics, Entrepreneurship, and Social

Instructor: Simone Paci *

Response Rate: 14/14 (100.00 %)

1 - How would you rate the following?									
The instructor demonstrated expertise in the subject									
Simone Paci									
Response Option	Weight	Frequency	Percent	Percent Responses	Means				
Strongly Agree	(5)	11	78.57%	<div><div></div></div>	<div><div>4.79</div></div>				
Agree	(4)	3	21.43%	<div><div></div></div>					
Neither Agree nor Disagree	(3)	0	0.00%	<div><div></div></div>					
Disagree	(2)	0	0.00%	<div><div></div></div>					
Strongly Disagree	(1)	0	0.00%	<div><div></div></div>					
Response Rate				0 25 50 100	Question				
14/14 (100.00%)				Mean	STD	Median			
				4.79	0.43	5.00			

1 - How would you rate the following?									
The instructor encouraged questions and participation									
Simone Paci									
Response Option	Weight	Frequency	Percent	Percent Responses	Means				
Strongly Agree	(5)	14	100.00%	<div><div></div></div>	<div><div>5.00</div></div>				
Agree	(4)	0	0.00%	<div><div></div></div>					
Neither Agree nor Disagree	(3)	0	0.00%	<div><div></div></div>					
Disagree	(2)	0	0.00%	<div><div></div></div>					
Strongly Disagree	(1)	0	0.00%	<div><div></div></div>					
Response Rate				0 25 50 100	Question				
14/14 (100.00%)				Mean	STD	Median			
				5.00	0.00	5.00			

1 - How would you rate the following?									
The instructor encouraged critical thinking									
Simone Paci									
Response Option	Weight	Frequency	Percent	Percent Responses	Means				
Strongly Agree	(5)	12	85.71%	<div><div></div></div>	<div><div>4.86</div></div>				
Agree	(4)	2	14.29%	<div><div></div></div>					
Neither Agree nor Disagree	(3)	0	0.00%	<div><div></div></div>					
Disagree	(2)	0	0.00%	<div><div></div></div>					
Strongly Disagree	(1)	0	0.00%	<div><div></div></div>					
Response Rate				0 25 50 100	Question				
14/14 (100.00%)				Mean	STD	Median			
				4.86	0.36	5.00			

Columbia University: Professional Studies

Summer Immersion: NYC | Course Evaluation, Summer 2023 | S2

Course: EESJPS0101_002_2023_2-Economics,Entrepreneurship,andSocial: EESJPS0101_002_2023_2 - Economics, Entrepreneurship, and Social



Instructor: Simone Paci *

Response Rate: 14/14 (100.00 %)

1 - How would you rate the following?

The instructor was approachable





Simone Paci

Response Option	Weight	Frequency	Percent	Percent Responses	Means
Strongly Agree	(5)	14	100.00%		
Agree	(4)	0	0.00%		
Neither Agree nor Disagree	(3)	0	0.00%		
Disagree	(2)	0	0.00%		
Strongly Disagree	(1)	0	0.00%		
				0 25 50 100	Question
Response Rate				Mean	STD
14/14 (100.00%)				5.00	0.00
					Median
					5.00

1 - How would you rate the following?



The instructor was willing to help outside of class

Simone Paci

Response Option	Weight	Frequency	Percent	Percent Responses	Means
Strongly Agree	(5)	10	71.43%		
Agree	(4)	2	14.29%		
Neither Agree nor Disagree	(3)	2	14.29%		
Disagree	(2)	0	0.00%		
Strongly Disagree	(1)	0	0.00%		
				0 25 50 100	Question
Response Rate				Mean	STD
14/14 (100.00%)				4.57	0.76
					Median
					5.00

2 - Did the instructor communicate effectively? If not, please explain below.




Simone Paci

Response Option	Weight	Frequency	Percent	Percent Responses	Means
Yes	(1)	14	100.00%		
No	(2)	0	0.00%		
				0 25 50 100	Question
Response Rate				Mean	STD
14/14 (100.00%)				1.00	0.00
					Median
					1.00

• High-quality lectures

3 - Overall, I would rate this instructor:

Simone Paci

Response Option	Weight	Frequency	Percent	Percent Responses	Means
Excellent	(5)	13	92.86%		
Good	(4)	1	7.14%		
Average	(3)	0	0.00%		
Poor	(2)	0	0.00%		
Very Poor	(1)	0	0.00%		
				0 25 50 100	Question
Response Rate				Mean	STD
14/14 (100.00%)				4.93	0.27
					Median
					5.00

• Very nice and energetic teacher
• Very patient, understanding, engaging

Columbia University: Professional Studies



Summer Immersion: NYC | Course Evaluation, Summer 2023 | S2

Course: EESJPS0101_002_2023_2-Economics,Entrepreneurship,andSocial: EESJPS0101_002_2023_2 - Economics, Entrepreneurship, and Social



Instructor: Simone Paci *

Response Rate: 14/14 (100.00 %)

4 - How challenging was the material covered in class?

Response Option	Weight	Frequency	Percent	Percent Responses	Means			
Too Challenging	(5)	0	0.00%					
Very Challenging	(4)	0	0.00%					
Somewhat Challenging	(3)	14	100.00%					
Not Challenging Enough	(2)	0	0.00%					
Not Challenging at All	(1)	0	0.00%					
				02550100	Question			
Response Rate				Mean		STD		Median
14/14 (100.00%)				3.00		0.00		3.00
<ul style="list-style-type: none">Some are pretty new informationsI've taken economics before and some philosophy, so the concepts flowed really easily to me. For others, it seemed like sometimes they were lost because this was probably their first step into economics and the more technical part of the business world, but Dr. Paci did well in encouraging questions and explaining anything that didn't make sense for the whole class.								

5 - Was the amount of homework reasonable?

Response Option	Weight	Frequency	Percent	Percent Responses	Means			
Yes	(1)	14	100.00%					
No	(2)	0	0.00%					
There was no homework	(3)	0	0.00%					
				02550100	Question			
Response Rate				Mean		STD		Median
14/14 (100.00%)				1.00		0.00		1.00
• The homework amount was ok								

6 - Was the course content consistent with the course description as it appeared on the program website?

Response Option	Weight	Frequency	Percent	Percent Responses	Means			
Yes	(1)	12	85.71%	<div><div></div></div>	<div><div></div><div>1.14</div></div>			
Partly	(2)	2	14.29%	<div><div></div></div>				
No	(3)	0	0.00%	<div><div></div></div>				
				02550100	Question			
Response Rate				Mean		STD		Median
14/14 (100.00%)				1.14		0.36		1.00
<div><div>• Well-structured course content</div><div>• Less so on the economics side, more on the social justice and entrepreneurship side. Maybe it should be called social entrepreneurship.</div></div>								

7 - Did class typically begin and end on time? If not, please explain below.

Response Option	Weight	Frequency	Percent	Percent Responses	Means			
Yes	(2)	13	92.86%	<div><div></div></div>	<div><div>1.93</div></div>			
No	(1)	1	7.14%	<div><div></div></div>				
				02550100	Question			
Response Rate				Mean		STD		Median
14/14 (100.00%)				1.93		0.27		2.00
• We sometimes waited for the majority of the class to show up, since we are small it would be ineffective to start without them.								

Columbia University: Professional Studies

Summer Immersion: NYC | Course Evaluation, Summer 2023 | S2

Course: EESJPS0101_002_2023_2-Economics,Entrepreneurship,andSocial: EESJPS0101_002_2023_2 - Economics, Entrepreneurship, and Social

Instructor: Simone Paci *

Response Rate: 14/14 (100.00 %)

8 - What, if anything, surprised you about the class?

Response Rate	14/14 (100%)
---------------	--------------

- How engaging and interesting it was.
- I was surprised at how approachable the material was. Dr. Paci broke down subjects in digestable ways.
- The enthusiasm of the students
- The class content is excellent
- I was surprised that we went over various topics and information.
- Some class work were very interesting to go deep with I really enjoy the Delta MIT videos
- /
- We did much more theory than I thought we would.
- The examples of entrepreneurship
- The low amount of people
- no
- Nothing really
- Not much surprised me about the class. Probably because I've taken many courses at my high school similar to this.
- n/a

9 - What did you like most about the class?

Response Rate	14/14 (100%)
---------------	--------------

- I loved the wide range of topics we covered in class.
- I liked our teacher a lot, he made class very fun.
- The group activity
- The class is really helpful
- I liked how information I learned in the class was really useful and applicable to my activity.
- The teacher Style of teaching Interesting topics Group tasks
- The group activities
- I enjoyed the case studies most of all, and the group discussions about them.
- About the the environment
- The group activities everyday
- the professor
- I liked the group work as i got to connected with many people, and i enjoyed our class discussions and the presentations
- The activities, exercises, and thought experiments were very engaging. The atmosphere was nice with a smaller class for the focus of the class.
- the teacher

10 - What did you like the least about the class?

Response Rate	14/14 (100%)
---------------	--------------

- When the lectures grew too long.
- Group projects went the worst, not everyone was engaged.
- There are too many contents
- group discussion
- I thought there would be a field trip, but I was disappointed when I learned that there was no field trip planned for my course.
- ummm the class is so long:(
- I liked it
- Not much, maybe sometimes there wasn't enough time to write down notes nearer the end of the program (very occasionally).
- Nothing
- Lectures all day
- there are no field trips
- Nothing
- Not much to complain about although I would've liked more economic concepts as I like theory.
- nothing

Columbia University: Professional Studies

Summer Immersion: NYC | Course Evaluation, Summer 2023 | S2

Course: EESJPS0101_002_2023_2-Economics,Entrepreneurship,andSocial: EESJPS0101_002_2023_2 - Economics, Entrepreneurship, and Social

Instructor: Simone Paci *

Response Rate: 14/14 (100.00 %)

11 - If there were Teaching Assistants or Course Facilitators in your class, what feedback can you provide regarding their participation? Please include their name(s) in your response.

Response Rate	14/14 (100%)
<ul style="list-style-type: none"> • NA • N/A • No(Hessen) • They were no teaching assistants • N/A • no • We did not have teaching assistants • There weren't. • No, I don't think so • No TAs • no • There were none • We had audio problems until the 2nd to last day of class. • n;a 	

12 - Overall, I would rate this course:

Response Option	Weight	Frequency	Percent	Percent Responses	Means			
Excellent	(5)	13	92.86%	<div><div></div></div>	<div><div>4.93</div></div>			
Good	(4)	1	7.14%					
Average	(3)	0	0.00%					
Poor	(2)	0	0.00%					
Very Poor	(1)	0	0.00%					
				02550100	Question			
Response Rate				Mean		STD		Median
14/14 (100.00%)				4.93		0.27		5.00
• I really enjoy Mr.Paci's class throughout the course!								

13 - Why did you decide to enroll in this particular course?

Response Rate	8/14 (57.14%)
<ul style="list-style-type: none"> • I was interested in getting a pre-cursor to economics for school. • The name sounds interesting • I decided to enroll in this source to learn more about economics and apply knowledge to my nonprofit organization. • I love learning about economic and I am interested to explore entrepreneurship. • I am interested in starting my own business • I was very interested in the topics and the description of the class. • Because of personal interest • I was really interested in learning more about economics and how businesses can affected the lives of people. 	

14 - Would you recommend this course to a friend who shares an interest in this subject matter? If not, why?

Response Option	Weight	Frequency	Percent	Percent Responses	Means			
Yes - I would recommend	(1)	14	100.00%	<div><div></div></div>	<div><div>1.00</div></div>			
No - I would not recommend	(2)	0	0.00%	<div><div></div></div>				
				0 25 50 100	Question			
Response Rate				Mean	STD	Median		
14/14 (100.00%)				1.00	0.00	1.00		

Columbia University: Professional Studies

Summer Immersion: NYC | Course Evaluation, Summer 2023 | S2

Course: EESJPS0101_002_2023_2-Economics,Entrepreneurship,andSocial: EESJPS0101_002_2023_2 - Economics, Entrepreneurship, and Social

Instructor: Simone Paci *

Response Rate: 14/14 (100.00 %)

15 - Do you have any suggestions for how the class or the program as a whole could be improved?

Response Rate 14/14 (100%)

- No I loved it
- We could go on field trips to visit businesses or spend longer understanding a more complicated topic.
- Less contents, more activity, more discussion
- no
- I think the program could be improved if there was any interactive activity, such as field trip.
- It's works well
- It is good, if the lesson time is as shorter it would be great as some people's attention span is 1 hour
- Participation increases.
- Nothing
- Maybe add more extra-circular activity about the class such as a field trip like other courses
- no
- No
- Not really? Just say it's more entrepreneurial and less economics.
- perfectr

16 - What, if anything, do you feel you have gained from your participation in the program?

Response Rate 14/14 (100%)

- Gained a better understanding of economics and marketing
- I have a fair understanding on the basics of microeconomics and business ethics.
- A descent amount
- concepts o of social venture
- I feel I have gained a lot of useful knowledge and learned how to approach interesting thinking problems.
- I have gained some new knowledge
- Experience , knowledge , experience with college life
- I've learnt about the topics given and understand how I'd start a social venture and the difficulties that come with it.
- I have gained a lot of different things, such as knowledge.
- Yes I did
- no
- I learnt a lot of different views and i become more confident in speaking up in class
- I really liked how it pushed me through the stages of entrepreneurship in developing my own potential business, so I feel like I've gained a headstart in starting my own venture.
- how incredible the teaching staff is at columbia

17 - Are there any courses you would like us to offer that we don't already?

Response Rate 3/14 (21.43%)

- No
- ummm not very sure
- No

18 - If you have any additional comments or thoughts, please use the space below.

Response Rate 3/14 (21.43%)

- NO
- No more
- None

Course:	EESJPS0101_002_2023_2-Economics,Entrepreneurship,andSocial: EESJPS0101_002_2023_2 - Economics, Entrepreneurship, and Social
Instructor:	Simone Paci *
Response Rate:	14/14 (100.00 %)

19 - May we use quotes from this form on our website and for other promotional purposes?							
Response Option	Weight	Frequency	Percent	Percent Responses	Means		
Yes	(1)	14	100.00%	<div><div></div></div>	<div><div></div><div>1.00</div></div>		
No	(2)	0	0.00%				
				02550100	Question		
Response Rate				Mean		STD	Median
14/14 (100.00%)				1.00		0.00	1.00

20 - Student Name (optional)	
Response Rate	7/14 (50%)
<div><div></div><div><ul style="list-style-type: none">HessenEmilyAlessandro BocosAlexArchyMaria KolobovaIverson Wu</div></div>	